

ACHIEVER DLT2-60 DU TRACKED AERIAL with Jib

DUAL UNIT BOOM SPECIFICATIONS

| <u>GENERAL DATA</u> | | | |
|--|---|----------------------------------|----------------------|
| Max. working height with basket elevator | 65' | Basket capacity (Jib not in use) | 550 lbs |
| Max. side reach | 39'-2" | (Jib in use) | 400 lbs |
| Stowed travel height | 9'-4" (approx.) | Max. jib and winch capacity | 1,000 lbs |
| Extension boom travel | 148" | Basket rotation | 180° |
| Main boom travel | -30° to +75° | Articulating arm travel | 0° to +75° |
| Elevator travel | 22" | Base Installed weight | 17,700 lbs (approx.) |
| <u>STANDARD FEATURES</u> | | | |
| <p>Center top mounted winch & jib 24" x 42" x 42" fiberglass basket with step Rubber boom support Fiberglass extension boom Shear ball rotation gear Proportional, open center hydraulic controls Safety harness and 6' decelerating lanyard 360° continuous rotation 180° basket rotator 10 micron filter in return line Hyd leveled basket (power stow at upper controls) Hydraulic basket leveling at lower controls (2nd location) Upper 4 axis single hand joystick control lever</p> | <p>Basket rotator, winch, and jib controls with lockouts in upper control pod Lower control levers with upper control override Lower winch control Deck step basket mounting Hydraulic jib tilt Manual jib extension Non-relube, maintenance-free bushings, spherical cylinder rod ends Engine start/stop from basket 46 kv category "C" insulation 24" pedestal height for tracked vehicle mounting Epoxy primer with white finish color Two maintenance/operators manuals One year parts and labor warranty</p> | | |
| <u>AVAILABLE BOOM OPTIONS</u> | | | |
| <p>BOOM: Main boom fiberglass insert (provides 14" of insulation when fully retracted) Articulating arm glass insert (12" insulation gap)</p> <p>BASKET: Basket liner w/step (24" X 42" basket) Rigid basket cover with lanyard Rigid basket & upper control cover w/lanyard Tool tray (8" X 19" X 9") Tool tray (9" X 14" X 18") Tool tray fiberglass (7" x 7" x 16")</p> | <p>ELECTRICAL: Controls w/high electrical resistant components (HERC) - required for category "C" Boom overstay protection 12 volt emergency hydraulics: boom rotation, lowering and all outrigger functions</p> <p>HYDRAULIC: Hydraulically extendible jib Tool circuit at basket, manual control Tool circuit at base, manual control Hose reel on deck</p> <p>MISCELLANEOUS: Additional manuals</p> | | |
| <p>Controls mounted between basket & boom</p> | <p>All Specifications + or - 2%</p> | | |
| CARRIER OPTIONS on PAGE 2 | | | |

ACHIEVER DLT2-60 DU TRACKED AERIAL with JIB

CARRIER SPECIFICATIONS

| | |
|--|---|
| <p><u>DIMENSIONS / WEIGHT</u></p> <p>Overall Length 319" boom tip to bucket end 185" between stowed outriggers</p> <p>Overall Width 101" without side ladders</p> <p>Height 112" to top of stowed boom</p> <p>Ground Clearance 16"</p> <p>Weight 17,700 lbs base vehicle</p> <p>GVWR 24,000 lbs</p> <p>Deck 43 ft2 (approx. 72"L x 87"W")</p> <p><u>PERFORMANCE</u></p> <p>Maximum speed 7.3 mph loaded</p> <p>Turning radius 0 ft</p> <p>Climbing Ability</p> <p style="padding-left: 20px;">- Uphill 40° (84%)</p> <p style="padding-left: 20px;">- Side-hill 15° (27%)</p> <p>Ground Pressure</p> <p style="padding-left: 20px;">2.44 PSI (no load) 29" tracks</p> <p style="padding-left: 20px;">2.87 PSI (loaded) 29" tracks</p> <p style="padding-left: 20px;">2.15 PSI (no load) 33" tracks</p> <p style="padding-left: 20px;">2.54 PSI (loaded) 33" tracks</p> <p>Working Range 12 hours (no load)</p> <p><u>ENGINE</u></p> <p>Make Deutz AG Tier 4</p> <p>Model TCD 3.6 L4, 4 cylinder turbo charged diesel</p> <p>Horsepower 134 HP at 2,300 RPM</p> <p>Torque 369 ft lbs at 1,600 RPM</p> <p>Displacement 3.6 liters</p> <p>Fuel capacity 40 gals</p> <p>DEF Tank 2.6 gals</p> | <p><u>FRAME / SUSPENSION</u></p> <p>Type Welded tub</p> <p>Axle Torsion axle</p> <p>Tires Solid rubber</p> <p>Suspension system:</p> <ul style="list-style-type: none"> ➤ 2 independent idler wheels with oil bath hubs ➤ 8 solid wheels with grease hubs and dust cap retainers ➤ 2 rear drive sprockets <p><u>POWER TRAIN FOR HYDROSTATIC DRIVE</u></p> <p>Transmission Hydrostatic, 2-speed</p> <p>Service Brakes Positive deceleration through the hydrostatic transmission</p> <p>Parking brakes Multi-disc, spring applied & pressure released</p> <p><u>ELECTRICAL</u></p> <p>Voltage 12v</p> <p>(2) batteries, capacity 2x 1,060 CCA</p> <p>Alternator capacity 120 Amps</p> <p>Ground Negative</p> <p><u>TRACKS</u> 5-ply rubber belts with 29" rubber cross links with heat treated aluminum inserts</p> <p><u>STEERING</u> Independent dual joysticks with cable control for each track</p> |
| <u>STANDARD FEATURES</u> | |
| <p>1-Man Open Cab 24,000 lbs ROPS Certified</p> <p>Roll Over Protection Structure ISO 3471:2008</p> <p>Seat with mechanical suspension, 2-point seat belt</p> <p>Full instrumentation, illuminated panel gauge</p> <p>Fire extinguisher, backup alarm and horn</p> <p>High power LED lights: 2 front & 1 rear on cab, 1 strobe on top, rear back up light</p> <p>Cab entrance step, 2x removable side deck ladders</p> <p>120v block heater & glow plugs, muffler</p> <p>12v primary fuel filter heater</p> <p>Secondary fuel filter with water separator</p> | <p>Electric engine shut down system</p> <p>Hydraulic oil cooler</p> <p>2" receiver socket, front and rear</p> <p>Front and rear rectangular ground lugs</p> <p>Longer (59") front outriggers with 18" x 20" pads</p> <p>Extra Long (71") rear outriggers with 18" x 20" pads</p> <p>(4) 18,000 lb D-Rings</p> <p>Wooden side wall/deck</p> <p>2 sets of parts & service manuals</p> <p>Standard one year warranty</p> |

*Specifications subject to change without notice.

ACHIEVER DLT2-60 DU CARRIER OPTIONS & ACCESSORIES

| |
|---|
| Front bumper in place of plow |
| Front 2 way plow (light brush clearing blade) |
| 19" height extension for plowing snow |
| Front plow blade with float position |

ACHIEVER DLT2-60 DU Carrier Options continued on next page

ACHIEVER DLT2-60 DU Carrier Options continued

| |
|--|
| 16,500 lbs electric winch with front wiring & remote control with 12 ft lead |
| Electric winch rear wiring |
| (2) Side receivers for electric winch with wiring |
| Front mount storage for aerials for electric winch when hydraulic winch equipped |
| 18,000 lbs hydraulic winch, fixed front mount with in cab controls |

Cab Options

| |
|---|
| Driver's wire mesh screen (open cab) |
| Driver's left side wire mesh door and side wall (open cab) |
| Driver's right side wire mesh screen (open cab) |
| Driver's rear wire mesh screen (open cab) |
| Aluminum escape hatch for open cab (when all four sides have wire mesh) |
| Steel escape hatch for open or closed cab (adds FOPS certification) |
| Opening sunroof (hinged escape hatch with adjustable opening) |
| Tinted safety glass escape hatch with adjustable opening (not FOPS certified) |
| Protective brush guard for front LED Lights |
| Cab mounted front brush guard for closed cab |
| 1 Man Closed Cab 24,000 lbs ROPS Certified Includes Aluminum escape hatch Sliding left & right side window Cab heater & circulation fan Front windshield on/off wiper & windshield washer Door with dual locking system |
| Front windshield intermittent wiper (closed cab) |
| Sun visor |
| Driver's 3 point seat belt |
| Street side and / or curb side rear view mirror |
| Street side rear view mirror with electric heating |
| Back up camera with heated lens and 7" in-cab waterproof display |
| Outrigger deployed in-cab warning light |
| Premium cab sound & heat insulation |
| DC Comfort air conditioning 6,000 BTU/hr, 12v |

Lighting Options

| |
|---|
| GoLight Stryker spotlight on top of cab with guarding & in cab & hand held remote control |
| 2x 120 watts LED light bars (behind the cab, swiveling & one fixed over the engine cover) |
| 4x 18 watts around the vehicle ground illumination LEDs (low profile 40° down-angle) |
| DOT Road lighting (includes outrigger mounted clearance lights) |
| Outrigger mounted clearance lights |

ACHIEVER DLT2-60 DU Carrier Options continued on next page

ACHIEVER DLT2-60 DU Carrier Options continued

Engine & Cold Weather Options

| |
|---|
| Spark arrestor |
| 12v engine coolant heater, 17,000 Btu with 7 day programmable timer |
| 120v hydraulic oil tank heater |
| 120v battery charger |
| Synthetic engine oil |
| Winter bridge & engine cover |
| Insulated battery box |
| Coolant battery heater |
| 2x 120v battery heaters |
| Glycol coolant |
| Synthetic hydraulic oil |
| 1,800 watt gas powered portable generator / inverter with on deck storage |

Track Options

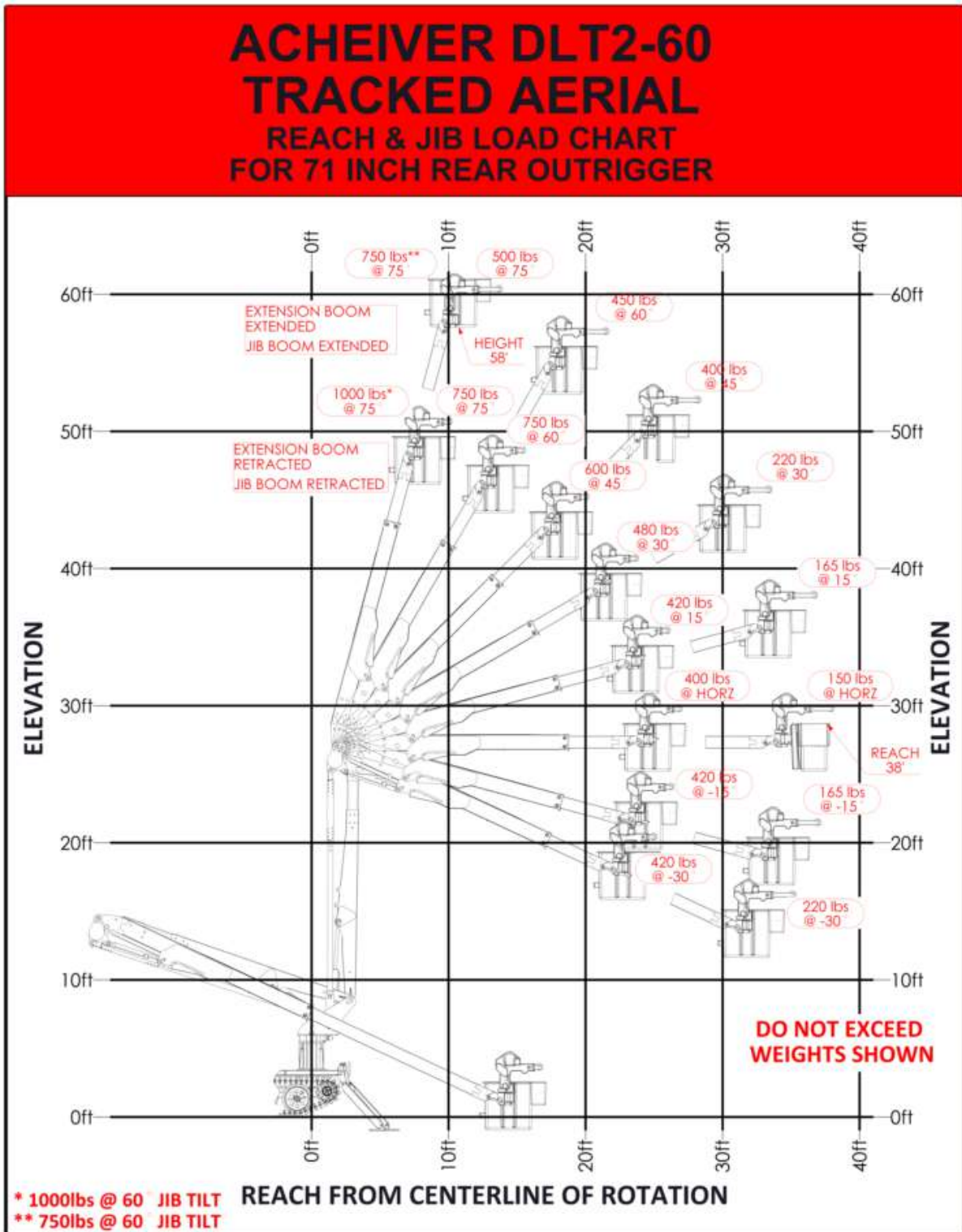
| |
|--|
| Change 29" to 33" rubber tracks |
| Ice claws for tracks (17 each side) |

Vehicle Options / Features

| |
|---|
| Tool box on deck (front right side) |
| Non slip coating on deck |
| Change 59" to extra long (71") front outriggers with 18" x 20" pads |
| Ice cleats for outrigger feet (4 each foot) |
| Outrigger feet ice cleat ready |
| (Set of 4) 24"x24"x1" soft outrigger pads with side deck storage |
| (8) road wheel oil hubs |
| Hydraulic tools outlet on deck with hose reel with twin orange dielectric hoses 3/8"(dia) x 30'(Lg) and flow control |
| Cable grounding reel on deck, spring loaded, 50 ft 1/0 black cable & clamp |
| Pintle hook |
| Maintenance kit (high performance filter set for first 100 hour maintenance Return & Supercharge Filters) |
| Additional sets of boom and carrier manuals |
| Recommended spare parts for remote operations |
| One full day on site operations and maintenance training |

Other options available upon request

ACHIEVER SERIES 2 DLT2-60 DU TRACKED AERIAL with JIB



ACHIEVER SERIES 2 DLT2-60 DU TRACKED AERIAL with JIB

BUCKET/JIB USAGE RESTRICTIONS

2 MAN BUCKET

Bucket capacity = 550lb

Bucket capacity with liner = 500lb

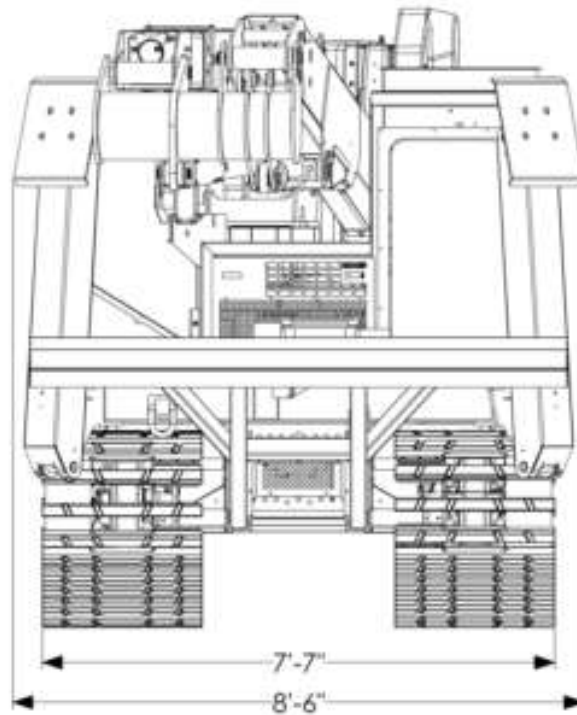
Jib use;

- Bucket capacity restricted to 400lb
- Bucket capacity with liner restricted to 350lb
- Jib capacity as shown on load chart

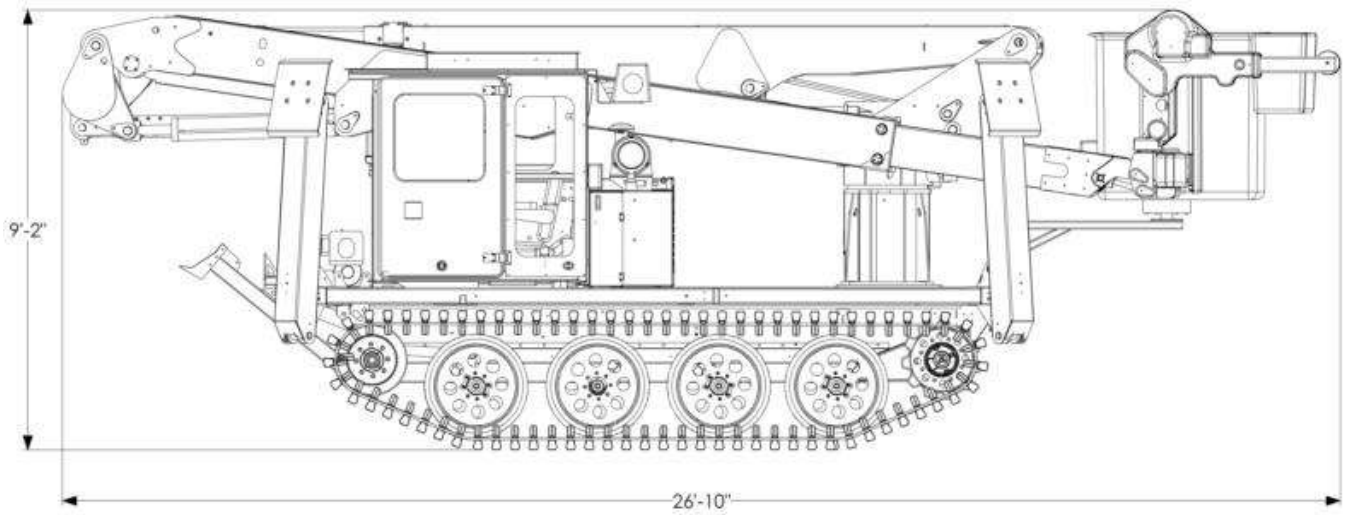


DLT2-60 Top Center Mount Winch & Jib with Elevator

ACHIEVER DLT2-60 DIMENSIONS



ACHIEVER SERIES 2 DLT2-60 DU TRACKED AERIAL with JIB DUAL UNIT BOOM DIMENSIONS



Achiever DLT2-60 DU Accessibility

